Imitative Study

- Notice that the R.H. *imitates* each L.H. musical pattern. Play on firm fingertips, keeping the eighth notes very steady.

Imitation

Imitation is the immediate repetition of a musical idea played by the other hand. (Turn back to p. 91 and find the imitation in that piece.)



1. Draw the notes of three **C Pentascales** in different locations on the grand staff. Use whole notes. Write the note names in the blanks.

Begin on **Bass** C Begin on **Middle** C Begin on **Treble** C



Middle C ___ ___ ___ ___ Treble C ___ ___ ___ ___

Bass C ___ ___ ___ ___

2. Circle **2nd** or **3rd** for each measure. Then name each note in the blanks below.

2nd or 3rd 2nd or 3rd 2nd or 3rd 2nd or 3rd



___ ___ ___ ___ ___ ___ ___ ___

3. Sightread these two lines of music. Watch for slurs and ties. (Remember to set a steady beat of one full measure before beginning to play.)



EAR TRAINING

Listen as your teacher (or a friend) plays intervals of a **2nd** or **3rd** *broken*, then *blocked*. Circle 2nd or 3rd below.

a.	b.	c.	d.	e.
2nd	2nd	2nd	2nd	2nd
3rd	3rd	3rd	3rd	3rd

For Teacher Use Only (The examples may be played in any order and repeated several times.)